



ENT 2018
ENDOSCOPY
November 29-30
NICE, France

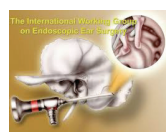
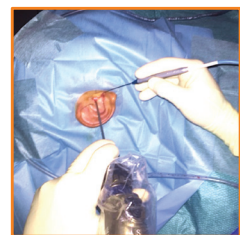
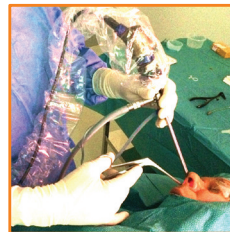
Scientific Coordination:

Stéphane Ayache

Organizing Committee:

Alexandre Bozec
 Laurent Castillo
 Philippe Eloy
 Frédéric Faure

Nicolas Guevara
 Daniele Marchioni
 Livio Presutti
 Stephan Vlaminc



Registration & Information

ATouT.Com Agency

entendoscopy2018@atoutcom.com

Phone : +33(0)442 544 260

www.atoutcom.com



Endoscopic Ear Surgery World

<http://www.ent-endoscopy.com>

Venue : Meridien Hotel Nice

- Andrea **ALBERA** - Italy
 Matteo **ALICANDRI CIUFELLI** - Italy
 Lucas **ANSCHÜTZ** - Switzerland
 Fariborz **ASSADIAN** - France / Iran
 Denis **AYACHE** - France
 Stéphane **AYACHE** - France
 Mohamed **BADR EL DINE** - Egypt
 Guido **BASTIANELLI** - Italy
 Caglar **BATMAN** - Turkey
 Arnaud **BAZIN** - France
 Daniele **BERNARDESCHI** - France
 Luca **BIANCONI** - Italy
 Alain **BIZEAU** - France
 Marco **BONALI** - Italy
 Philippe **BORDURE** - France
 Ceilia **BOTTI** - Italy
 Alexandre **BOZEC** - France
 Alexis **BOZORG-GRAYALI** - France
 Hans Rudolf **BRINER** - Switzerland
 Andrea **CANALE** - Italy
 Arianna **CARDELLA** - Italy
 César **CARTIER** - France
 Laurent **CASTILLO** - France
 Marco **CAVERSACCIO** - Switzerland
 Philippe **CERUSE** - France
 André **CHAYS** - France
 Chin-Kuo **CHEN** - Taiwan
 Ryan Chin Taw **CHEONG** - UK
 Cyrille **CHOSSEGROS** - France
 Fabio **COLLURA** - Italy
 Benoit **DARBAS** - France
 Vincent **DARROUZET** - France
 Stefano **DE ROSSI** - Italy
 Marc **DEAN** - USA
 Ari **DEROWE** - Israël
 Arnaud **DEVEZE** - France
 Flavia **DI MARO** - Italy
 Gilles **DOLIVET** - France
 Xavier **DUBERNARD** - France
 Philippe **ELOY** - Belgium
 Dursun **ENGİN** - Turkey
 Cristoforo **FABBRIS** - Italy
 Frédéric **FAURE** - France
 Gaia **FEDERICI** - Italy
 Matteo **FERMI** - Italy
 Giacomo **FIACCHINI** - Italy
 Dario **FRADEANI** - Scotland
 Gianfranco **FULCO** - Italy
 Renaud **GARREL** - France
 Luca **GAZZINI** - Italy
 Sven **GEUKENS** - Belgium
 Antoine **GIOVANNI** - France
 Philippe **GORPHE** - France
 Takanari **GOTO** - Japan
 Bruno **GUELFUCCI** - France
 Nicolas **GUEVARA** - France
 Antonio **GULINO** - Italy
 Wei En **HOU** - Taiwan
 Julien Wen **HSIEH** - Switzerland
 Ryo **IKOMA** - Japan
 Brandon **ISAACSON** - USA
 Arunachalam **IYER** - Scotland
 Adrian **JAMES** - Canada
 Jolien **JEUBEN** - Belgium
 Orhan **KADIR SERKAN** - Turkey
 Seiji **KAKEHATA** - Japan
 Jeong-Kyu **KIM** - South Korea
 Jean-Charles **KLEIBER** - France
 Hakan Mehmet **KORKMAZ** - Turkey
 Walter **KUTZ** - USA
 Francisco **LARROSA** - Spain
 Beatrice **LE PERA** - Italy
 Maurizio **LEVORATO** - Spain
 Chu-Po **LIN** - Taiwan
 Olivier **MALARD** - France
 Francis **MARCHAL** - Switzerland
 Daniele **MARCHIONI** - Italy
 Mathieu **MARX** - France
 Francesco **MATTIOLI** - Italy
 Rahul **MEHTA** - USA
 Florent **MILLET** - France
 Madira **MOHAN REDDY** - India
 Giulia **MOLINARI** - Italy
 Gabriele **MOLTENI** - Italy
 Thierry **MOM** - France
 Yasser **NOUR** - Egypt
 Ali **OZDEK** - Turkey
 Kayhan **OZTURK** - Turkey
 Giancarlo **PECORARI** - Italy
 Flavio **PEROTTINO** - France / Italy
 Didier **PORTMANN** - France
 Livio **PRESUTTI** - Italy
 Eloi **RAMILISON** - Madagascar
 Joaquin **REYES** - Bolivia
 Philippe **ROMBAUX** - Belgium
 Alessia **RUBINI** - Italy
 Cécile **RUMEAU** - France
 Andrea **SACCHETTO** - Italy
 Cem **SAKA** - Turkey
 Andrea **SALAZAR** - Bolivia
 José **SANTINI** - France
 Mariella **SCARANO** - Italy
 Sébastien **SCHMERBER** - France
 Davide **SOLOPERTO** - Italy
 Vladimir **STRUNSKI** - France
 Wan-Hsuan **SUN** - Taiwan
 Ozgur **SURMELIOGLU** - Turkey
 Çadalli **TATAR EMEL** - Turkey
 Jean-Marc **THOMASSIN** - France
 Clair **VAN DER STEEN** - France
 Pierre-Olivier **VEDRINE** - France
 Frédéric **VENAIL** - France
 Sébastien **VERGEZ** - France
 Domenico **VILLARI** - Italy
 Vikranth **VISVANATHAN** - UK
 Stephan **VLAMINCK** - Belgium
 Wang **WU-QING** - China
 Chao-Hui **YANG** - Taiwan
 Haidi **YANG** - China
 Ediz **YORGANCILAR** - Turkey
 Thorsten **ZEHLICKE** - Germany
 Francesco **ZENGA** - Italy

Otology & Lateral Skull Base

- Livio **PRESUTTI** - *Italy*
- Daniele **MARCHIONI** - *Italy*
- Nicolas **GUEVARA** - *France*
- Stéphane **AYACHE** - *France*

Rhinology & Anterior Skull Base

- Philippe **ELOY** - *Belgium*
- Stephan **VLAMINCK** - *Belgium*
- Laurent **CASTILLO** - *France*

Salivary Glands

- Frédéric **FAURE** - *France*

Upper Aerodigestive Tract, Neck & Robotics

- Alexandre **BOZEC** - *France*

Junior Doctors Challenge

- Arunachalam **IYER** - *Scotland*
- Stephan **VLAMYNCK** - *Belgium*

November, Thursday 29th

ROOM	BIOT	OPIO	VALLAURIS	TOURRETTE	COGOLIN	EXHIBITION
7:45	Welcome & Registration					
08:30 - 10:30	OTOLOGY & LATERAL SKULL BASE	RHINOLOGY & ANTERIOR SKULL BASE	UPPER AERODIGESTIVE TRACT, NECK & ROBOTICS	JUNIOR DOCTORS CHALLENGE	TECHNICAL WORKSHOP	STANDS
10:30 - 11:00	Coffee-Break					
11:00 - 01:15	OTOLOGY & LATERAL SKULL BASE	RHINOLOGY & ANTERIOR SKULL BASE	UPPER AERODIGESTIVE TRACT, NECK & ROBOTICS	JUNIOR DOCTORS CHALLENGE	TECHNICAL WORKSHOP	STANDS
01:15 - 02:30	Lunch					
02:30 - 04:30	OTOLOGY & LATERAL SKULL BASE	RHINOLOGY & ANTERIOR SKULL BASE	OTOLOGY & LATERAL SKULL BASE	UPPER AERODIGESTIVE TRACT, NECK & ROBOTICS	TECHNICAL WORKSHOP	STANDS
04:30 - 05:00	Coffee-Break					
05:00 - 07:00	OTOLOGY & LATERAL SKULL BASE	RHINOLOGY & ANTERIOR SKULL BASE	OTOLOGY & LATERAL SKULL BASE		TECHNICAL WORKSHOP	STANDS

November, Friday 30th

ROOM	BIOT	OPIO	VALLAURIS	TOURRETTE	COGOLIN	EXHIBITION
7:45	Welcome & Registration					
08:30 - 10:30	OTOLOGY & LATERAL SKULL BASE	RHINOLOGY & ANTERIOR SKULL BASE	LES RENCONTRES INFIRMIÈRES	SALIVARY GLANDS	ATELIER TECHNIQUE (LES RENCONTRES INFIRMIÈRES)	STANDS
10:30 - 11:00	Coffee-Break			Coffee-Break		
11:00 - 01:15	OTOLOGY & LATERAL SKULL BASE	RHINOLOGY & ANTERIOR SKULL BASE	LES RENCONTRES INFIRMIÈRES	SALIVARY GLANDS	ATELIER TECHNIQUE (LES RENCONTRES INFIRMIÈRES)	STANDS
01:15 - 02:30	Lunch					
02:30 - 04:30	OTOLOGY & LATERAL SKULL BASE	OTOLOGY & LATERAL SKULL BASE	LES RENCONTRES INFIRMIÈRES	RHINOLOGY & ANTERIOR SKULL BASE	ATELIER TECHNIQUE (LES RENCONTRES INFIRMIÈRES)	STANDS
04:30 - 05:00	Coffee-Break					
05:00 - 07:00	OTOLOGY & LATERAL SKULL BASE	OTOLOGY & LATERAL SKULL BASE	LES RENCONTRES INFIRMIÈRES	RHINOLOGY & ANTERIOR SKULL BASE	ATELIER TECHNIQUE (LES RENCONTRES INFIRMIÈRES)	STANDS

2018 November Thursday 29th


07:45 am Welcome & Registration

08:30 - 10:30 am

Room: BIOT Otology & Lateral Skull Base

INTRODUCTION, HISTORY & EVOLUTION

Chairmen: Marchioni D, Ayache S

- 08:30 **Key-note lecture: « Back to the future »**
Thomassin JM (15 min)
- 08:50 **Otoendoscopic ear surgery: fashion or a new era in otology?**
Portmann D (15 min)
- 09:10 **Principles of Endoscopic Ear Surgery**
Ayache S (15 min)
- 09:30 **Current indications in middle ear surgery and the value of 3D**
Bernardeschi D (20 min) 
- 09:55 **From middle ear to inner ear surgery**
Presutti L (15 min)
- 10:15 **Is endoscopic surgery the unmissable key for middle ear tympanic pockets and cholesteatoma? A critical point of view after a 25 years practice**
Strunski V (15 min)

ROOM: OPIO Rhinology & Anterior Skull Base

OLFACTION AND NAVIGATION

Chairman: Caversaccio M

- 08:30 **Universal test for investigation of olfaction**
Hsieh JW (10 min)
- 08:45 **MRI and olfactory dysfunction**
Rombaux P (10 min)
- 09:00 **Olfactory / trigeminal perception in humans and patients**
Rombaux P (10 min)
- 09:15 **Olfaction before and after FESS**
Hsieh JW (10 min)
- 09:30 **Navigation with virtual reality in Endoscopic Sinus and Skull Base surgery**
Briner HR (15 min)
- 09:50 **Endoscopic stentless approach for choanal atresia**
Tatar Emel C (10 min)
- 10:05 **Endoscopic repair with endonasal flaps for congenital choanal atresia. A systematic review**
Levorato M (10 min)
- 10:20 **Endoscopic posterior nasal neurectomy (Indications, Technic, Advantages, Complications)**
Assadian F (10 min)

ROOM: VALLAURIS Upper Aerodigestive Tract, Neck & Robotics

CURRENT INDICATIONS OF TORS FOR HEAD & NECK CANCER

Chairman: Céruse P

- 08:30 **What are the good indications for TORS in the treatment of oropharyngeal cancer?**
Gorphe P (15 min)
- 08:50 **Transoral robotic / endoscopic surgery versus open surgery for laryngeal cancer**
Guelfucci B (15 min)
- 09:10 **TORS for hypopharyngeal carcinoma**
Vergez S (15 min)
- 09:30 **Prevention and management of post-TORS hemorrhagic complications**
Malard O (15 min)
- 09:50 **TORS for parapharyngeal and skull base tumors**
Dolivet G (15 min)
- 10:10 **INTERACTIVE SURGERY - INSTRUCTIONAL COURSE**
Technical Surgical Videos

LATERAL SKULL BASE

Chairmen & Jury: Iyer A, Vlaminc S

- 08:30 - 09:15 SESSION 1**
- 08:30 - 08:37 Understanding the anatomy of the middle ear**
Reyes J
- 08:38 - 08:45 Endoscopic considerations about the hidden recesses in the tympanic cavity with the aim of angled lenses**
Bonali M
- 08:46 - 08:53 Endoscope vs. Microscope for Teaching Middle Ear Anatomy and Basic Surgical Skills: A Randomized Cross-over Study**
Anschütz L
- 08:54 - 09:01 Rating surgical field quality in endoscopic ear surgery**
Molinari G
- 09:02 - 09:09 Endoscopic Classification of the External Auditory Canal (CES)**
Millet F
- 09:10 - 09:15 Discussion (5 min)**
- 09:16 - 09:53 SESSION 2**
- 09:16 - 09:23 Middle ear surgery, why and how we switched from microscope to endoscope**
Jeuben J
- 09:24 - 09:31 Challenging cases in cholesteatoma ear surgery**
Rubini A
- 09:32 - 09:39 Reconstruction of the scutum**
Molinari G
- 09:40 - 09:47 Endoscopic surgery in bilateral cholesteatoma in pediatric population**
Le Pera B
- 09:48 - 09:53 Discussion (5 min)**
- 09:54 - 10:30 SESSION 3**
- 09:54 - 10:01 Congenital cholesteatoma: a thirteen-year single-institution experience**
Federici G
- 10:02 - 10:09 Endoscopic versus microscopic treatment of cholesteatoma surgery**
Di Maro F
- 10:10 - 10:17 Ear Endoscopy & Cholesteatoma. The evolution through 3 surgical approaches**
Darbas B
- 10:18 - 10:25 What are the advantages and limitations of the endoscopic surgery of Cholesteatoma?**
Ramilison E
- 10:25 - 10:30 Discussion (5 min)**

10:30 - 11:00 am Coffee-break

08:30 - 01:15 pm

Room : COGOLIN Technical Workshop

Room : EXHIBITION Stands

11:00 - 01:15 pm

Room: BIOT Otology & Lateral Skull Base

ANATOMY & STARTING IN EES

Chairmen: Presutti L, Kakehata S

- 11:00 Endoscopic Anatomy of the Middle Ear**
Marchioni D (15 min)
- 11:20 Endoscopic Anatomy of the Inner ear**
Presutti L (15 min)
- 11:40 Endoscopic anatomy of the ponto-cerebellar angle**
Kleiber JC (10 min)
- 11:55 How to start with EES?**
Bernardeschi D (9 min)
- 12:05 How narrow is too narrow for TEES?**
Kakehata S (10 min)
- 12:20 Bleeding evaluation in Endoscopic Ear Surgery. Systematic review**
Molinari G (9 min)

- 12:30 **Management of Bleeding in Endoscopic Ear Surgery**
Anschütz L (9 min)
- 12:40 **Problems and solutions during endoscopic ear surgery**
Bonali M (9 min)
- 12:50 **Key-note lecture: History of the Endoscopy in Otoneurosurgery**
Chays A (20 min)

ROOM: OPIO Rhinology & Anterior Skull Base

MAXILLARY SINUS

Chairman: Rombaux P

- 11:00 **Endoscopic approaches to the maxillary sinus**
Briner HR (15 min)
- 11:20 **Dental sinusitis**
Rombaux P (15 min)
- 11:40 **Odontogenic sinusitis: management**
Rumeau C (10 min)
- 11:55 **Endoscopic modified medial maxillectomy for the maxillary dentigerous cyst**
Ikoma R (10 min)
- 12:10 **Fungal rhino sinusitis: endoscopic approach as surgical treatment**
Salazar A (15 min)
- 12:30 **Gauze Technique in the Endonasal Treatment of the Fungus Ball of the Maxillary Sinus: A simple effective technique**
Perottino F (10 min)
- 12:45 **Extended Nasoantral window for resection of various maxillary sinus pathologies**
Nour Y (10 min)
- 01:00 **Our experience with the management of inverted papilloma from the maxillary sinus**
Nour Y (10 min)

ROOM: VALLAURIS Upper Aerodigestive Tract, Neck & Robotics

ENDOSCOPIC LARYNGEAL SURGERY

Chairman: Giovanni A

- 11:00 **Pediatric endolaryngeal airway surgery**
Pediatric DISE (Drug Induced Sleep Endoscopy)
DeRowe A (20 min)
- 11:25 **Endoscopic laryngeal surgery (ELS) versus micro laryngeal surgery (MLS)**
Post corrosive laryngopharyngeal stenosis Endoscopic transoral reconstruction
Mohan Reddy M (20 min)
- 11:50 **Laser-assisted endoscopic approaches for laryngotracheal stenosis**
Korkmaz HM (15 min)
- 12:10 **Management of postoperative unilateral vocal fold paralysis**
Giovanni A (20 min)
- 12:35 **Glottoplasty for Male-to-Female transsexualism**
Vedrine PO (20 min)
- 01:00 **Discussion (15 min)**

Room: TOURETTE Junior Doctors Challenge

LATERAL SKULL BASE

Chairmen & Jury: Iyer A, Vlaminc S

- 11:00 - 11:44 **SESSION 4**
- 11:00 - 11:07 **Post-operative nasal douching after Endoscopic Sinus Surgery. The role of hyaluronic acid**
Cardella A
- 11:08 - 11:15 **Dilemma of sinonasal vascular lesions: when the internal carotid artery is the problem**
De Rossi S
- 11:16 - 11:23 **QoL evaluation in patients treated with transnasal endoscopic surgery of the anterior skull base**
Sacchetto A
- 11:24 - 11:31 **Sinus irrigation before and after treatment using different devices. A cadaveric study**
Collura F
- 11:32 - 11:39 **Vascularized middle turbinate flaps: feasibility in endoscopic anterior skull base reconstruction**
Scarano M
- 8 11:39 - 11:44 **Discussion (5 min)**

- 11:45 - 12:30 **SESSION 4**
- 11:45 - 11:52 **Endoscopic stapes surgery**
Bianconi L
- 11:53 - 12:00 **Endoscopic revision stapes surgery: surgical findings and outcomes**
Botti C
- 12:01 - 12:08 **Endoscopic Myringoplasty with anterior anchoring technique**
Albera A
- 12:09 - 12:16 **Transcanal Endoscopic Myringoplasty to Treat Subtotal Perforations Using a Two-Graft Technique**
Goto T
- 12:17 - 12:24 **Endoscopic facial nerve decompression**
Soloperto D
- 12:25 - 12:30 **Discussion** (5 min)
- 12:31 - 01:15 **SESSION 5**
- 12:31 - 12:38 **Endoscopic round window anatomy and infracochlear approach**
Gazzini L
- 12:39 - 12:46 **Endoscopic treatment of intralabyrinthine schwannomas**
Fulco G
- 12:47 - 12:54 **Transcanal transpromontorial approach to the IAC: training on ovine model**
Fermi M
- 12:55 - 01:02 **Transcanal acoustic neuroma surgery: preliminary results**
Fabbris C
- 01:03 - 01:15 **Final Discussion & Questions** (12 min)

01:15 - 02:30 pm **Lunch**

02:30 - 04:30 pm

Room: BIOT Otology & Lateral Skull Base

CHOLESTEATOMA SESSION

Chairmen: Marchioni D, Ozdek A

02:30 PANEL: TEMPORAL BONE IMAGING & CHOLESTEATOMA

- 02:30 **Utility of preoperative Temporal Bone Imaging for planning cholesteatoma surgery**
Ayache D (9 min)
- 02:40 **The efficacy of DWI combined with CT in the preoperative evaluation of cholesteatoma and the applicability of transcanal endoscopic ear surgery**
Sun WH (9 min)
- 02:50 **Facial sinus: endoscopic evaluation, radiologic assessment and classification**
Fermi M (9 min)
- 03:00 **Discussion** (5min)

03:10 PANEL: ENDOSCOPIC EAR SURGERY & MASTOID APPROACH

- 03:10 **Endoscopic Ear Surgery - Tailored to Type of Cholesteatoma**
Mohan Reddy M (9 min)
- 03:20 **When to convert to from endoscopic to open technique?**
Isaacson B (9 min)
- 03:30 **Combined endoscopic and microscopic approach to extensive cholesteatoma**
Yorgancilar E (9 min)
- 03:40 **Endoscopic mastoidectomy for cholesteatoma extending into the mastoid**
Wu-Qing W (9 min)
- 03:50 **Total Endoscopic Mastoidectomy (Indications, Technic, Advantages, Complications)**
Assadian F (9 min)
- 04:00 **Endoscopic versus microscopic tympanoplasty with obliteration**
Schmerber S (9 min)
- 04:10 **Discussion** (20min)

ROOM: OPIO**Rhinology & Anterior Skull Base****FRONTAL SINUS**

Chairman: Briner HR

- 02:30** **Endoscopic approaches to the frontal sinus - from Draf 1 to Draf 3**
Eloy P (20 min)
- 02:55** **Frontal sinus drill out procedure (Draf 3) - tips and tricks**
Briner HR (20 min)
- 03:20** **Unusual case of «frontal sinusitis»**
Eloy P (9 min)
- 03:30** **External approach to the frontal sinus**
Rombaux P (10 min)
- 03:45** **Endoscopic repair of septal perforation**
Nour Y (10 min)
- 04:00** **Endoscopic septoplasty**
Engin D (10 min)
- 04:15** **Long term results in inferior laser turbinate surgery**
Bastianelli G (10 min)

Room: VALLAURIS**Otology & Lateral Skull Base****02:30 - 04:30 pm LATERAL SKULL BASE**

Chairmen: Presutti L, Chays A

- 02:30** **Key-note lecture: Advanced endoscopic procedure in CPA surgery**
Presutti L (15 min)
- 02:50 PANEL: THE VALUE OF THE ENDOSCOPE IN CPA BY RETROSIGMOID APPROACH**
- 02:50** **Surgery of the ponto-cerebellar angle through retrosigmoid approach. Benefits / Risks**
Bazin A (10 min)
- 03:05** **Is endoscopy useful for neuro-vascular decompression in hemifacial spasm?**
Dubernard X (10 min)
- 03:20** **Is endoscopy useful for trigeminal neuro-vascular decompression?**
Kleiber JC (10 min)
- 03:35** **Endoscopy in the surgery of the cerebello-pontine angle**
Deveze A (10 min)
- 03:50 FREE PRESENTATIONS**
- 03:50** **Quantitative Analysis of Surgical Freedom and Area of Exposure in Minimal-Invasive Transcanal Approaches to the Lateral Skull Base**
Anschütz L (10 min)
- 04:05** **The use of endoscope in acoustic neuroma surgery. A retrospective analysis**
Rubini A (9 min)
- 04:15** **Is endoscopy useful for acoustic schwannoma resection?**
Dubernard X (10 min)

ROOM: TOURRETTE**Upper Aerodigestive Tract, Neck & Robotics****ENDOSCOPY & ROBOT-ASSISTED THYROID / PARATHYROID SURGERY & NECK DISSECTION**

Chairman: Santini J

- 02:30** **Endoscopy and robot-assisted thyroid surgery**
Garrel R (35 min) **Medtronic**
Further Together
- 03:10** **Endoscopy-assisted thyroid surgery**
Korkmaz HM (20 min)
- 03:35** **Endoscopy and robot-assisted neck dissection**
Céruse P (20 min)
- 04:00** **Round Table - Endoscopy / Robot-assisted versus open approaches for thyroid cancer (23 min)**


04:30 - 05:00 pm **Coffee-break****02:30 - 07:00 pm****Room : COGOLIN****Technical Workshop****Room : EXHIBITION****Stands**

05:00 - 07:00 pm

Room: BIOT **Otology & Lateral Skull Base**

05:00 - 06:00 pm FACIAL NERVE SESSION

Chairmen: Kutz W, Soloperto D

- 05:00** **Endoscopic anatomy and management of facial nerve pathologies**
Bonali M (10 min)
- 05:15** **Endoscopic ear surgery and facial nerve**
Presutti L (20 min) 
- 05:40** **INTERACTIVE SURGERY - INSTRUCTIONAL COURSE:
Decompression of the facial nerve after post-traumatic facial palsy**
Presutti L (20 min)

06:00 - 07:00 pm INTERACTIVE SURGERY - INSTRUCTIONAL COURSE

Chairmen: Bernardeschi D, Villari D

- 06:00** **Attical Cholesteatoma**
Marchioni D (15 min)
- 06:20** **Extensive Cholesteatoma with reconstruction of the ear canal and ossiculoplasty**
Presutti L (15 min)
- 06:40** **Endoscopic Ossiculoplasty**
Kutz W (15 min)

ROOM: OPIO **Rhinology & Anterior Skull Base**

SINUS SURGERY COMPLICATONS

Chairman: Castillo L

- 05:00** **How to prevent and treat complications of FESS?**
Castillo L (15 min)
- 05:20** **Endoscopic management of CSF leaks**
Saka C (15 min)
- 05:40** **Endoscopic approach to CSF leaks**
Briner HR (15 min)
- 06:00** **Management of orbital mucocele**
Castillo L (10 min)
- 06:15** **Control of bleeding in endoscopic sinus surgery**
Briner HR (10 min)
- 06:30** **Treatment of middle turbinate in endoscopic surgery**
Bastianelli G (10 min)
- 06:45** **Endoscopic sinus and skull base surgery. The bimanual technique (four hands technique)**
Briner HR (10 min)

Room: VALLAURIS **Otology & Lateral Skull Base**

05:00 - 07:00 pm COCHLEAR IMPLANTATION

Chairmen: Caversaccio M, Guevara N

05:00 PANEL: ENDOSCOPIC SURGICAL APPROACH

- 05:00** **Endoscopic cochlear implant. When and why?**
Villari D (10 min)
- 05:15** **The role of endoscope in cochlear implant surgery**
Chen CK (10 min)
- 05:30** **Endoscope assisted cochlear implantation**
Surmelioglu O (10 min)
- 05:45** **The role of endoscopy in cochlear and auditory brainstem implants**
Soloperto D (10 min)
- 06:00** **Round table & Discussion (20 min)**

06:20 PANEL: INNOVATIONS IN COCHLEAR IMPLANTATION

06:20 **Fluoroscopy Assisted Cochlear Implantation: How and When?**

Mom T (9 min)

06:30 **Robotic cochlear implantation: a reality**

Caversaccio M (9 min)


06:40 **Automatic assesment of postoperative electrode-array placement from low-resolution clinical images and 3D cochlear modeling**

Guevara N (9 min)

06:50 **Discussion (10 min)**

07:00 **Session Closure**

08:30 **Gala Dinner Hard Rock Café Nice**



ENT 2
ENDOSCOPY 0
November 29-30 1
NICE, France 8

2018 November Friday 30th

07:45 am Welcome & Registration

08:30 - 10:30 am

Room: BIOT Otology & Lateral Skull Base

08:30 - 09:00 am GLOMUS TYMPANICUM

Chairmen: Iyer A, Bianconi L

08:30 **TEES for the removal of glomus tympanicum**

Badr El Dine M (9 min)

08:40 **Endoscopic management of glomus tympanicum: Modena experience**

Fermi M (9 min)

08:50 **Endoscopic CO2 Laser removal of glomus tympanicum**

Larrosa F (9 min)

09:00 **Discussion (4 min)**

09:05 - 10:30 am STAPES SURGERY

Chairmen: Isaacson B, Ayache D

09:05 **What is the interest of Temporal Bone Imaging before stapes surgery for suspected otosclerosis**

Ayache D (9 min)

09:15 **Endoscopic stapes surgery**

Kakehata S (9 min)

09:25 **Advantages of endoscopes in stapedectomy**

Ozdek A (9 min)

09:35 **Endoscopic Stapes surgery**

Thomassin JM (9 min)

09:45 **Comparison of outcomes of endoscopic stapes surgery Vs microscopic surgery**

Iyer A (9 min)

09:55 **Endoscopic stapes surgery: for or against? Systematic review and our experience**

Millet F (9 min)

10:05 **INTERACTIVE SURGERY - INSTRUCTIONAL COURSE - Otosclerosis & Stapes Surgery**

Isaacson B (15 min)

10:20 **Discussion (10 min)**

ROOM: OPIO Rhinology & Anterior Skull Base

CHRONIC RHINOSINUSITIS

Chairman: Vlaminc S

08:30 **Key anatomical landmarks for endoscopic sinus surgery**

Briner HR (15 min)

08:50 **Endonasal functional surgery and ambulatory surgery. No limits?**

Perottino F (10 min)

09:05 **Difficult to treat chronic rhinosinusitis**

Briner HR (15 min)

09:25 **Management of nasal polyposis: what do we propose in Nancy
 REAH: what does it mean? Does it change something in the surgical strategy?**

Rumeau C (15 min)

09:45 **Concepts of treatment of nasal polyposis**

Briner HR (15 min)

10:05 **Nasal secretions possible help in endotyping Chronic Rhinosinusitis
 Outcome after ESS with or without asthma over 10 years, does it matter
 When is sinus surgery enough, when not?**

Vlaminc S (20 min)

Room : TOURRETTE Salivary Glands**08:30 - 08:45 Key-note lecture: Sialendoscopy in the world**
*Marchal F (15 min)***08:45 SUBMANDIBULAR STONES***Chairman: Marchal F***08:45 Submandibular swelling. Decisional tree and Classifications**
*Chossegros C (10 min)***09:00 Material Technical points from papilla (parotid & submandibular glands) to extraction of L1 floating stones**
*Bizeau A (10 min)***09:15 Combined approach for submandibular stones**
*Vergez S (10 min)***09:30 FRAGMENTATION***Chairman: Bizeau A***09:30 Indications and Fragmentation of stones with Stonebreaker**
*Cartier C (10 min)***09:45 Laser fragmentation. Technical points and Limits**
*Faure F (10 min)***10:00 Sialendoscopy with holmium: YAG laser treatment for large sialolithiasis**
*Ozturk K (10 min)***10:15 What indication for lithotripsy ?**
*Chossegros C (10 min)***10:30 - 11:00 am Coffee-break****08:30 - 01:15 pm****Room : VALLAURIS Les Rencontres Infirmières****Room : COGOLIN Atelier Technique (Les Rencontres Infirmières)****Room : EXHIBITION Stands****11:00 - 01:15 am****Room: BIOT Otology & Lateral Skull Base****11:00 - 01:15 pm CHOLESTEATOMA SESSION***Chairmen: Badr El Dine M, Mohan Reddy M***11:00 PANEL: FROM THE TYMPANIC MEMBRANE RETRACTION TO THE CHOLESTEATOMA****11:00 Chronic otitis media: endoscopic approach**
*Reyes J (9 min)***11:10 Endoscopic treatment for eardrum retraction**
*Mattioli F (9 min)***11:20 Radiological classification of cholesteatoma: impact on surgical treatment**
*Marx M (9 min)***11:30 Surgery of cholesteatoma: from combined to exclusive endoscopic ear surgery**
*Badr El Dine M (9 min)***11:40 Endoscopic cholesteatoma surgery**
*Kadir Serkan O (9 min)***11:50 Surgical techniques of cholesteatoma invading ossicular chain under endoscope**
*Haidi Y (9 min)***12:00 Endoscopic inside out mastoidectomy. Drill, Ultrasonic bone aspirator or Piezo device?**
*Mehta R (9 min)***12:10 Round table & Discussion (20 min)****12:30 FREE PRESENTATIONS****12:30 Endoscopic Surgery of Congenital Cholesteatoma**
*Badr El Dine M (9 min)***12:40 Endoscopic Surgery of External Auditory Canal Cholesteatoma: A United Kingdom Case Series**
*Cheong RCT (9 min)***12:50 Advantages of endoscopes in ossiculoplasty**
*Ozdek A (9 min)***01:00 Discussion (15 min)**

ROOM: OPIO Rhinology & Anterior Skull Base**SINONASAL TUMORS & JUVENILE ANGIOFIBROMA**

Chairman: Rumeau C

- 11:00 Sinonasal Haemangiomas: case series**
Eloy P (15 min)
- 11:20 Endoscopic surgery for tumours of the nose and the paranasal sinuses**
Briner HR (20 min)
- 11:45 Transnasal endoscopic approach of sinonasal adenocarcinoma**
Rumeau C (20 min)
- 12:10 Transnasal endoscopic approach for sinonasal neoplasm**
Molteni G (20 min)
- 12:35 Endoscopic approach for the treatment of advanced juvenile nasopharyngeal angiofibroma**
Tatar Emel C (15 min)
- 12:55 Massive Juvenile Angiofibroma: 3D endonasal endoscopic approach**
Pecorari G (15 min)

Room : TOURRETTE Salivary Glands**11:00 - 01:15 pm PAROTID STONES & STENOSIS**

Chairman: Cartier C

- 11:00 Parotid swelling desisionnal tree**
Vergez S (10 min)
- 11:15 Parotid stenosis endoscopic classification & Main treatment**
Bizeau A (10 min)
- 11:30 Parotid stones/Stenosis: L2L3 combined approach**
Marchal F (10 min)
- 11:45 Endobuccal approach of L2L3 Stones near the papilla**
Vergez S (10 min)
- 12:00 Management of stenosis with Ultrasonography and Sialendoscopy**
Kim JK (10 min)
- 12:15 Recurrent Juvenile Parotitis: Pediatric Stenosis**
Faure F (10 min)
- 12:30 ROUND TABLE: Parotid stones and stenosis (45 min)**

01:15 - 02:30 pm Lunch**02:30 - 04:30 pm****Room: BIOT Otology & Lateral Skull Base****02:30 - 04:30 pm TYMPANIC MEMBRANE PERFORATIONS**

Chairmen: Chen CK, Bordure P

02:30 PANEL: MICROSCOPIC / ENDOSCOPIC SURGICAL APPROACHES

- 02:30 Trans-canal myringoplasty with microscope: minimal invasive surgery**
Portmann D (9 min)
- 02:40 Endoscopic treatment for Ear Drum Perforation: techniques and materials**
Alicandri Ciufelli M (9 min)
- 02:50 Comparison between transtympanic and elevation of TM flap in Endoscopic Tympanoplasty**
Chen CK (9 min)
- 03:00 Endoscopic fat graft myringoplasty**
Thomassin JM (9 min)
- 03:10 Endoscopic butterfly cartilage tympanoplasty**
Engin D (9 min)
- 03:20 The anterior tympanic membrane perforation: How do we fix it?**
Visvanathan V (9 min)
- 03:30 Endoscopic management of large tympanic membrane perforations**
Ozdek A (9 min)
- 03:40 Cartilaginous myringoplasty: microscope versus endoscope**
Bordure P (9 min)
- 03:50 Round table & Discussion (20 min)**

04:10 FREE PRESENTATIONS

- 04:10 Evaluation of surgical outcomes in pre and post operative endoscopic tympanoplasty with tragal perichondrium
Hou WE (9 min)
- 04:20 Outcomes and cost analysis of patients undergoing bilateral endoscopic tympanoplasty on the same day
Yang H (9 min)

Room: OPIO Otology & Lateral Skull Base

02:30 - 04:30 pm LATERAL SKULL BASE

Chairmen: Marchioni D, Darrouzet V

- 02:30 Key-note lecture: Endoscopic lateral skull base: principles and indications
Marchioni D (15 min)



02:50 PANEL: THE VALUE OF THE ENDOSCOPE IN THE MANAGEMENT OF PETROUS APEX LESIONS

- 02:50 Endoscopic approaches to the petrous apex
Kutz W (10 min)
- 03:05 Role of endoscopy in the removal of petrous apex chondrosarcomas: our experience in 15 cases
Darrouzet V (10 min)
- 03:20 Endoscopy-aided removal of CPA epidermoid cysts: a 15-year experience in 12 cases
Darrouzet V (10 min)
- 03:35 Endoscopic assisted petrous apex surgery
Soloperto D (10 min)
- 03:50 HOW I DO IT?
- 03:50 Retrosigmoid approach - How I do it?
Dubernard X (10 min)
- 04:05 Transcanal acoustic neuroma surgery
Marchioni D (10 min)
- 04:20 Transcanal internal auditory canal surgery: is the preservation of the cochlea possible?
Bianconi L (10 min)

ROOM: TOURETTE Rhinology & Anterior Skull Base

02:30 - 04:30 pm PITUITARY GLAND SURGERY

Chairman: Briner HR

- 02:30 Endonasal Neurosurgical & ENT Team approach in Pituitary Adenomas in Turin
Pecorari G (20 min)
- 02:55 Endoscopic surgery of pituitary gland tumors
Briner HR (20 min)
- 03:20 Endoscopic transnasal trans-sphenoidal pituitary surgery
Saka C (20 min)
- 03:45 Middle turbinate vascularised flap for reconstruction after trans-sphenoidal pituitary tumor resection
Mehta R (20 min)
- 04:10 Transcribriform and transplanum approaches
Briner HR (20 min)

04:30 - 05:00 pm Coffee-break

02:30 - 07:00 pm

Room : VALLAURIS Les Rencontres Infirmières

Room : COGOLIN Atelier Technique (Les Rencontres Infirmières)

Room : EXHIBITION Stands

05:00 - 07:00 pm

Room: BIOT Otology & Lateral Skull Base

05:00 - 07:00 pm DEVICES & TRAINING

Chairmen: Kakehata S, Deveze A

05:00 PANELS: DEVICES & 3D ENDOSCOPY

- 05:00 Exoscopy and microscopy in otosurgery**
Canale A (9 min)
- 05:10 Augmented reality for minimally invasive transtympanic approach to middle ear**
Bozorg-Grayeli A (9 min)
- 05:20 Effect of light intensity on image quality in EES**
Iyer A (9 min)
- 05:30 Novel Three-Dimensional Image System for Endoscopic Ear Surgery**
Lin CP (9 min)
- 05:40 3D EES: my experience**
Chen CK (9 min)
- 05:50 Powered TEES**
Kakehata S (9 min)
- 06:00 A transcanal endoscope holder for Middle Ear Endoscopic Procedures. A feasibility study**
Deveze A (9 min)
- 06:10 Round table & Discussion (15 min)**

06:25 PANEL: LEARNING & TRAINING

- 06:25 EES. A Scottish experience and learning considerations**
Fradeani D (9 min)
- 06:35 Simulation in the training of EES**
Iyer A (9 min)
- 06:45 Endoscopic ear surgery training on ovine model. Setting and preliminary experience**
Bonali M (9 min)
- 06:55 Discussion (5 min)**

Room: OPIO Otology & Lateral Skull Base

05:00 - 07:00 pm EUSTACHIAN TUBE - PERILYMPHATIC FISTULA

Chairmen: Dean M, Venail F


- 05:00 Key-note lecture: Treatment of Eustachian tube diseases through nasal endoscopic approach. Indications and results**
Venail F (15 min)
- 05:20 PANEL: SURGICAL PROCEDURES & RESULTS**
- 05:20 Balloon Tuboplasty: current indications, pitfalls and results after 3 years of experience**
Geukens S (9 min)
- 05:30 Balloon Eustachian tuboplasty**
Batman C (9 min)
- 05:40 Balloon Dilatation of the Eustachian tube under local anesthesia**
Dean M (9 min)
- 05:50 Patient-perceived benefit of Eustachian tube dilatation as measured by the Glasgow Benefit Inventory**
Van der Steen C (9 min)
- 06:00 Round table & Discussion (30 min)**
- 06:30 FREE PRESENTATIONS**
- 06:30 Retained Grommet in Eustachian Tube, a Rare Cause of Failure in Tympanoplasty**
Yang CH (9 min)
- 06:40 Transtympanic endoscopy of the middle ear in the diagnosis and treatment of a perilymphatic fistula**
Zehlicke T (9 min)
- 06:50 Discussion (10 min)**

05:00 - 07:00 pm ANTERIOR SKULL BASE TUMORS

Chairman: *Marchioni D*

- 05:00** **Transnasal endoscopic corridor to clivus lesions**
Soloperto D (20 min)
- 05:20** **Endoscopic transnasal anterior skull base reconstruction during intracranial lesion removal**
Gulino A (20 min)
- 05:40** **Transnasal endoscopic management of meningioma**
Marchioni D (20 min)
- 06:00** **Transorbital approaches**
Fiacchini G (20 min)
- 06:20** **Endoscopic Surgery of the anterior skull base in young children**
James A (20 min)
- 06:40** **Minimal Invasive Lateral Endoscopic Multiportal Approach to the Infratemporal Fossa:
A Cadaveric Study**
Anschütz L (20 min)

- 07:00 pm** **Congress Closure**





List established on October 17th